

TA-16CVA·16CVS

Features

1. All parts, except for the valve disc, gasket, check valve, check valve joint, are made of stainless steel, offering high resistance to corrosion and durability.
2. Wide working pressure range (0.01 to 1.0 MPa) ensures stable exhaust capacity.
3. Can be installed in small space because of compact body.
4. Outstanding sealability offered by fluororubber valve disc.
5. The TA-16CVS can be connected to any exhaust piping easily by attaching optional piping connection parts.
6. Provided with check valves, the product do not suck in air even if the inlet pressure is negative.

Specification

Model		TA-16CVA	TA-16CVS
Application		Cold and hot water	
Working pressure		0.01-1.0 MPa	
Closing pressure of check valve		-0.005 MPa	
Maximum temperature		90°C	
Material	Body, cover	Stainless steel	
	Valve disc	FKM	
	Gasket	FKM	
	Float	Stainless steel	
	Check valve joint	Brass	
	Check valve	FKM	
Connection	Inlet	JIS R screwed	
	Outlet	JIS Rc screwed	



TA-16CVA

TA-16CVS

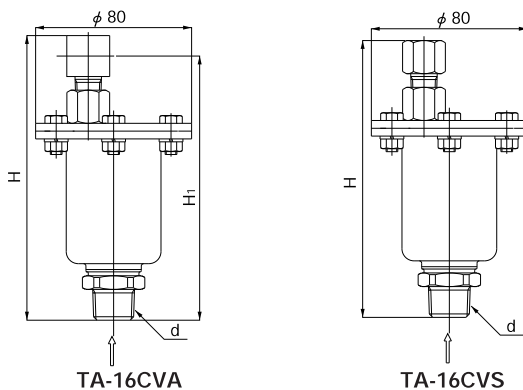
Dimensions (mm) and Weights (g)

●TA-16CVA

Nominal size	d	H ₁	H	Weight
15A	R 1/2	135.5	146	720
20A	R 3/4	137.5	148	740
25A	R 1	142	152.5	800

●TA-16CVS

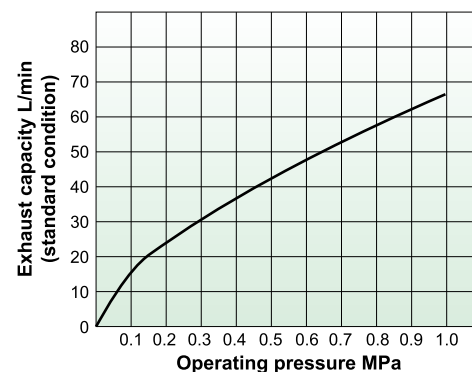
Nominal size	d	H	Weight
15A	R 1/2	142	700
20A	R 3/4	144	720
25A	R 1	148.5	780



TA-16CVA

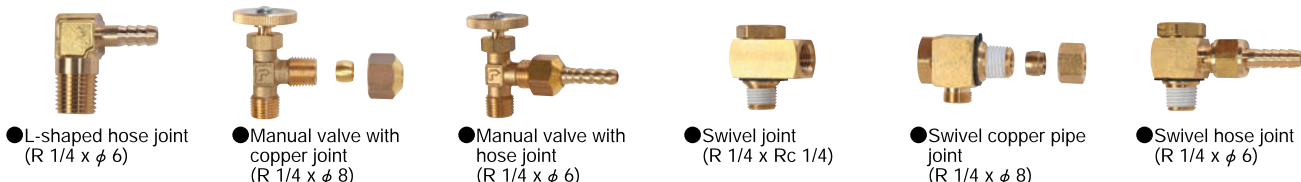
TA-16CVS

Exhaust Capacity Chart



Option

Available with manual valves, swivel joints (capable of turning 360 degrees), etc. (made of brass) as piping connection parts for the exhaust ports of air vent valves.

●L-shaped hose joint
(R 1/4 x φ 6)●Manual valve with
copper joint
(R 1/4 x φ 8)●Manual valve with
hose joint
(R 1/4 x φ 6)●Swivel joint
(R 1/4 x Rc 1/4)●Swivel copper pipe
joint
(R 1/4 x φ 8)●Swivel hose joint
(R 1/4 x φ 6)

· For other connection parts, please contact us.